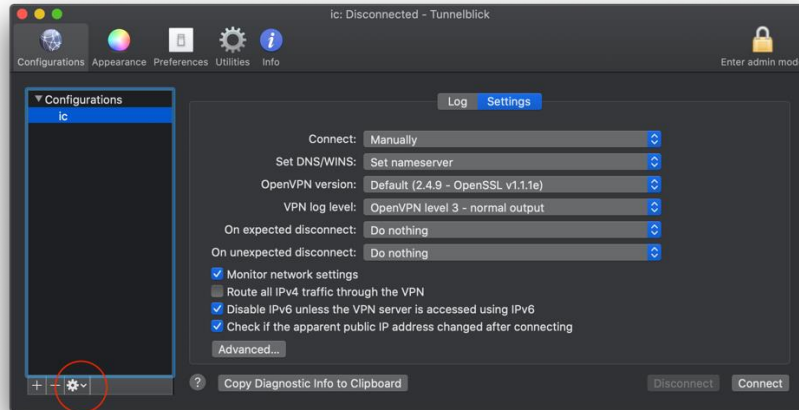
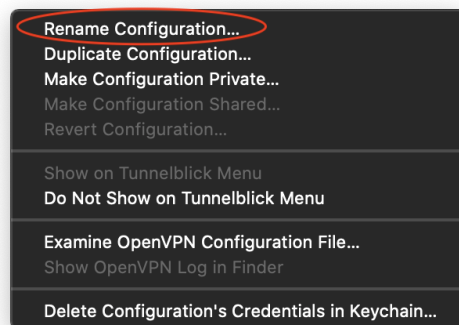


Change the configuration name for Tunnelblick

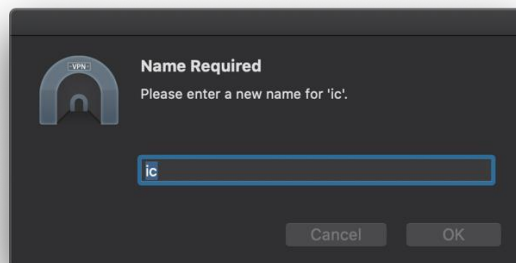
1. Click on the Tunnelblick menu bar application and click on 'VPN details...'
2. Click on the cog on the bottom left of the pop up



3. Click on 'Rename Configuration'



4. Rename the configuration to whatever you like



5. You will be asked to put in your password to confirm the change